

## A large orange drum, likely for industrial liquids or gases. The top surface features a prominent black label with the word 'D' in a large, bold, sans-serif font, followed by the word 'SERIES' in a smaller, all-caps, sans-serif font. To the right of this label is a diamond-shaped hazard label with a black border. The diamond is divided into four colored quadrants: top-left is blue with the number '2', top-right is red with the number '1', bottom-left is yellow with the number '2', and bottom-right is black with a white 'W'. The drum is set against a background of a bright blue sky with white clouds.

**A DOVER COMPANY**



Ceramics



Chemical



Dry Powder



Mining



Oil & Gas



Paint & Inks



Plating & Finishing



Pulp & Paper



Sanitary



Semiconductor



Waste Treatment

# Advanced™ SOLUTIONS

Since 1955 Wilden Pump & Engineering LLC, has been the global leader in air-operated double-diaphragm pumps (AODDP). Wilden is deeply committed to the pursuit of excellence, customer satisfaction, research & development and market knowledge. As a premier organization, Wilden has the infrastructure, knowledge base, and intellectual capital to exceed your expectations worldwide.

Our world-class distributor network ensures that you will have access to the latest pump technologies and fluid transfer services available. Wilden and its distributor network are devoted to your industries, applications and processes, servicing your needs with world-class products, delivery and best of class expertise. Put us to the test and contact your local distributor today at

[www.wildendistributor.com](http://www.wildendistributor.com)

**WILDEN, THE POWER BEHIND FLUID TRANSFER**

# ADVANCED

UL, ATEX, USP Class VI, FDA, CE

## UNIQUE CHARACTERISTICS

- Air operated pumps (non electrical)
- Superior flow rates and efficiency
- Superior product containment
- Bolted liquid paths
- Self priming
- Run-dry capable
- Anti-freezing technology
- Deadhead without damage
- Variable flow & pressure
- Intrinsically safe
- Lube-free operation
- On/Off reliability
- Large solids passage
- Ease of operation and maintenance

## APPLICATIONS

- Solvents
- Acids
- Caustics
- High viscosity
- High pressure
- Large solids
- Abrasive media
- Hazardous & flammable liquids
- Clean-room fluids



# Installation

## VERSATILITY

### SELF - PRIMING

Portable

High vacuum

Run-dry capable

No heat generation

### POSITIVE SUCTION HEAD

Preferred installation for high viscosity applications

Superior product containment

Inlet pressure should be limited to 0.7 bar (10 psig) to maximize parts life


### SUBMERGED

Air operated pumps (non electrical)

Submersible option required

Single-point exhaust options available

Multiple material options available for process fluid compatibility

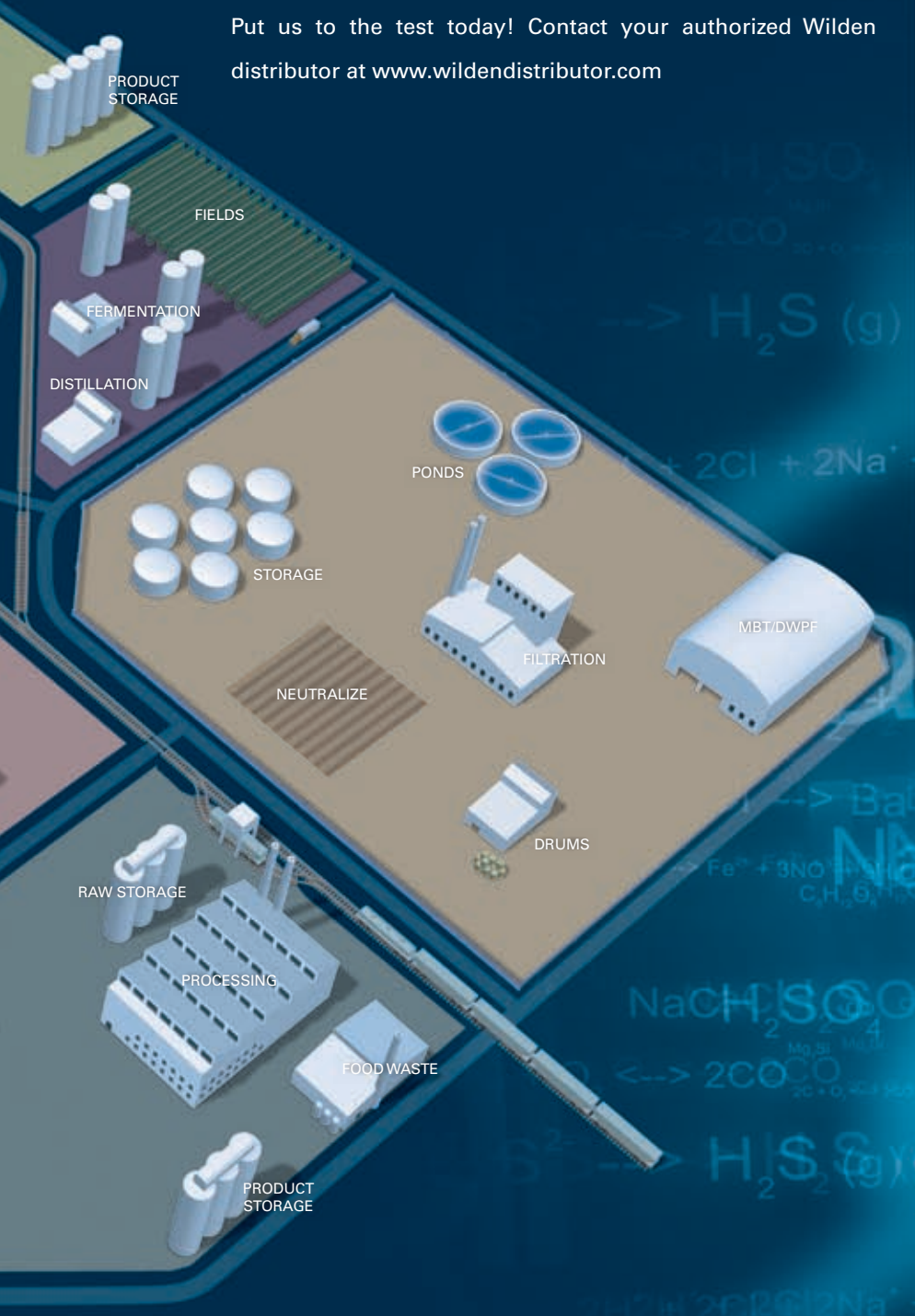




## APPLICATION FLEXIBILITY

Wilden's fluid transfer solutions provide you a wide range of application possibilities for your pre-process, process and post process needs. This application map is a sample representation of the wide range capabilities of Wilden products.

Put us to the test today! Contact your authorized Wilden distributor at [www.wildendistributor.com](http://www.wildendistributor.com)



REFINERY

CHEMICAL PLANT

BIODIESEL

FARM

VINEYARD


WASTE PROCESSING

FOOD PROCESSING

BIOPHARMACEUTICAL

PAINT PLANT

MINING



# Air Distribution SYSTEMS

The Pro-Flo X™ is the latest innovation to the AODD pump world. The Pro-Flo X™ air distribution system (ADS) is based on the patented Pro-Flo® ADS and offers operational flexibility never before seen. This flexibility comes from the patent pending Efficiency Management System (EMS™) which allows the user to optimize the Pro-Flo X™ ADS for any application demands or pump size.

Due to its ground-breaking design, the Pro-Flo X™ and EMS™ technology are simple and easy to use. The integrated control dial located at the top of the ADS allows users to easily select the flow rate that best suits the application. The results are higher performance, lower operational costs and performance flexibility that goes far beyond what was previously considered the industry standard.

The Pro-Flo X™ ADS makes previously restrictive rules for AODD pumps a reality. The Pro-Flo X™ ADS is dependable, energy efficient and excels in the harshest of conditions; put us to the test today.

## THE RULES HAVE CHANGED!



### MARKET POSITION

- Variable control  
(Discharge flow rates & air consumption)
- Superior flow rate
- Superior anti-freezing
- Submersible options
- Lube-free operation
- ON/OFF reliability
- Most efficient (GPM/SCFM)
- ATEX models available

### FEATURES

- Efficiency Management System (EMS™)
- Metal and Plastic Material Options
- Non-stalling unbalanced spool
- Simple and durable design

### APPLICATION TRAITS

- Maximize performance and efficiency
- Process applications
- Max. Mean Time Between Repair (MTBR)

### AVAILABILITY

- 25 mm (1")
- 38 mm (1-1/2")
- 51 mm (2")
- 76 mm (3")





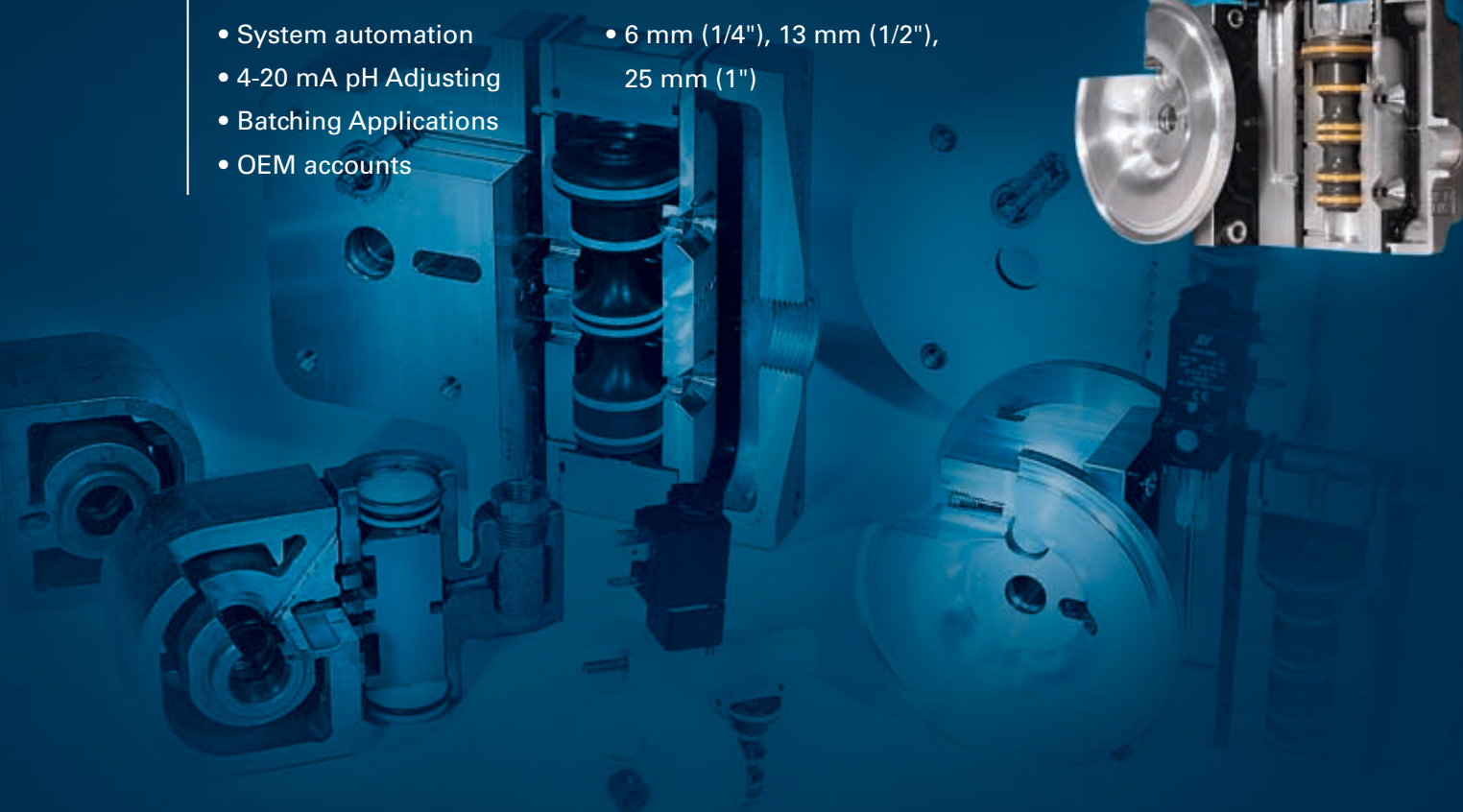
MARKET POSITION	FEATURES
<ul style="list-style-type: none"> <li>• Anti-freezing</li> <li>• ON/OFF reliability</li> <li>• Longest-lasting wear parts</li> <li>• Lube-free operation</li> </ul>	<ul style="list-style-type: none"> <li>• Plastic center block*</li> <li>• Non-stalling unbalanced spool</li> <li>• Simple and durable design</li> </ul>
<b>APPLICATION TRAITS</b> <ul style="list-style-type: none"> <li>• Maximum reliability</li> <li>• Process applications</li> <li>• Max. MTBR (Mean Time Between Repair)</li> </ul>	<b>AVAILABILITY</b> <ul style="list-style-type: none"> <li>• 6 mm (1/4"), 13 mm (1/2"), 25 mm (1"), 38 mm (1-1/2"), 51 mm (2"), 76 mm (3")</li> </ul>

**PROFLO**<sup>®</sup>  
PROGRESSIVE PUMP TECHNOLOGY



MARKET POSITION	FEATURES
<ul style="list-style-type: none"> <li>• Direct electrical interface</li> <li>• Superior ON/OFF reliability</li> <li>• Reduced systems costs</li> <li>• Lube-Free operation</li> </ul>	<ul style="list-style-type: none"> <li>• Externally controlled</li> <li>• Various voltage options</li> <li>• Nema 4, Nema 7, or ATEX</li> <li>• Simple installation</li> </ul>
<b>APPLICATION TRAITS</b> <ul style="list-style-type: none"> <li>• System automation</li> <li>• 4-20 mA pH Adjusting</li> <li>• Batching Applications</li> <li>• OEM accounts</li> </ul>	<b>AVAILABILITY</b> <ul style="list-style-type: none"> <li>• 6 mm (1/4"), 13 mm (1/2"), 25 mm (1")</li> </ul>

**ACCUFLO**<sup>™</sup>  
SOLENOID PUMP TECHNOLOGY



## THERMOPLASTIC ELASTOMER (TPE)

- **POLYURETHANE:** An excellent general purpose diaphragm for use in non-aggressive applications. This material exhibits exceptional flex life and durability. Wilden's most economical diaphragm.
- **WIL-FLEX™:** Made of Santoprene®, this diaphragm is an excellent choice as a low cost alternative to PTFE in many acidic and caustic applications such as sodium hydroxide, sulfuric or hydrochloric acids. Exhibits excellent abrasion resistance and durability at a cost comparable to neoprene.
- **SANIFLEX™:** Made of Hytrel™, this diaphragm exhibits excellent abrasion resistance, flex life and durability. This material is FDA approved for food processing applications. An outstanding general purpose diaphragm as well.

## PTFE ELASTOMERS

- **PTFE:** Excellent choice when pumping highly aggressive fluids such as aromatic or chlorinated hydrocarbons, acids, caustics, ketones and acetates. Wilden's PTFE diaphragms exhibit good flex life.
- Wilden also offers PTFE integral piston diaphragms that offer superior product containment. The smooth contoured shape makes this diaphragm an excellent choice for sanitary or ultra pure applications.

## ULTRA-FLEX™ DIAPHRAGM TECHNOLOGY

- **Guaranteed longer life** – If longer life is not experienced, Wilden will send you a new set of Ultra-Flex™ diaphragms free of charge.
- **Convolute shape, altered fabric placement, and unique hardware** work together to decrease the unit loading on the diaphragm and distribute stress.
- **MATERIAL OPTIONS:** Neoprene, Buna-N, EPDM, Viton®



## DIAPHRAGM CONSIDERATIONS

FLEX  
LIFE

CHEMICAL  
RESISTANCE

TEMPERATURE  
LIMITATIONS

ABRASION  
RESISTANCE

INITIAL  
COST



### RUBBER ELASTOMERS

- **NEOPRENE:** An excellent general purpose diaphragm for use in non-aggressive applications such as water-based slurries, well water or sea water. Exhibits excellent flex life and low cost.
- **BUNA-N:** Excellent for applications involving petroleum/oil-based fluids such as leaded gasolines, fuel oils, hydraulic oils, kerosene, turpentines and motor oils.
- **EPDM:** Excellent for use in applications requiring extremely cold temperatures. May also be used as a low cost alternative for pumping dilute acids or caustics.
- **VITON®:** Excellent for use in applications requiring extremely hot temperatures. May also be used in aggressive fluids such as aromatic or chlorinated hydrocarbons and highly aggressive acids. PTFE would normally be used with these aggressive fluids as its flex life is better than Viton®. However, in applications involving suction lift outside the range of PTFE, Viton® will be the preferred choice for highly aggressive fluids.

### ELASTOMER TEMPERATURE LIMITS:

**NEOPRENE:** -17.7°C to 93.3°C (0°F to 200°F)

**BUNA-N:** -12.2°C to 82.2°C (10°F to 180°F)

**EPDM:** -51.1°C to 137.8°C (-60°F to 280°F)

**VITON®:** -40°C to 176.7°C (-40°F to 350°F)

**WIL-FLEX™:** -40°C to 107.2°C (-40°F to 225°F)

**SANIFLEX™:** -28.9°C to 104.4°C (-20°F to 220°F)

**POLYURETHANE:** -12.2°C to 65.6°C (10°F to 150°F)

**PTFE:** 4.4°C to 104.4°C (40°F to 220°F)



Please verify the chemical resistance capabilities and temperature limitations of elastomers and all other pump components prior to pump installation. Wilden publication PUG II (Pump Users Guide II) and the On line Chemical guide should be consulted for specifics.  
Go to [www.wildenchemicalguide.com](http://www.wildenchemicalguide.com) for your Wilden Chemical Compatibility Chart

# Advanced™ BOLTED PUMPS

As the global leader in AODD bolted pumps, Wilden has the largest material offering in the industry. The Advanced™ Series metal and plastic bolted pumps offered by Wilden are specifically designed for maximum performance, efficiency, and containment. The bolted configuration ensures total product containment while the liquid path reduces internal friction to maximize output and efficiency. Multiple elastomer options are available to meet and exceed your abrasion, temperature, and chemical compatibility challenges.

Advanced™ Series pumps are offered in aluminum, stainless steel, alloy C, polypropylene, PVDF and PFA. A variety of connection options and specialized air distribution systems are also available for your specific application needs.

## YOUR NEEDS

### PERFORMANCE

### CONTAINMENT

### COST

## OUR SOLUTIONS

### ADVANCED™ SERIES PUMPS

- Higher flow rates
- Variable flow & pressure
- Shear sensitive
- Intrinsically safe
- Dry-run capable
- Portable & submersible
- Large solids passage
- High suction lift

### SUPERIOR CONTAINMENT

- Leak-free operation
- Superior torque retention
- Unique valve seat design
- Superior finish on sealing surfaces
- Multiple liquid connections available

### ENHANCED EFFICIENCIES

- Pro-Flo X™, Pro-Flo®, Accu-Flo™
- Anti-Freezing ADS
- Greater flow per SCFM input
- Low cost of ownership
- Ease of operation & maintenance

## THE RESULTS

### SUCCESS

- Achieve higher yields
- Increased pump output
- Increased On/Off reliability
- Reduced turbulence
- Reduced internal friction

### CONTAINMENT ENSURED

- Leak-free pump operation
- Viscous & non-viscous product transfer
- Largest chemical compatibilities
- Transfer with confidence


### COST EFFICIENT

- Optimized applications
- Reduced air consumption
- Reduced kilowatt usage
- Longest Mean Time Between Repair (MTBR)
- Lower operational costs & downtime
- Saves you money



# METAL BOLTED PUMPS

## ADVANCED SERIES



### FEATURES

- ADS: Pro-Flo®, Pro-Flo X™, Accu-Flo™
- All metal bolted construction
- Higher flow rates
- Superior containment
- Anti-Freezing technology
- Portable & Submersible
- BSPT (NPT) or DIN (ANSI) liquid connections available
- Lube-free operation

### TECH DATA

- Sizes: 6mm (1/4") through 76mm (3")
- Materials: Aluminum, Ductile Iron, Stainless Steel, Alloy C
- Elastomer Temperatures: Up to 176.7°C (350°F)
- Elastomers: Buna-N, Neoprene, EPDM, Viton®, Wil-Flex™, Saniflex™, Polyurethane, PTFE

### PERFORMANCE DATA

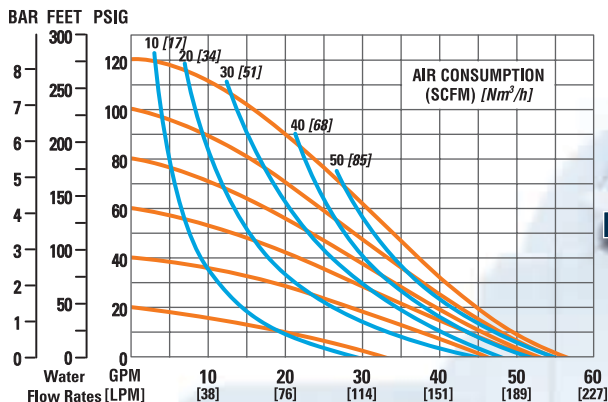
- Max flow rates: 1021 lpm (270 gpm)
- Max suction lift: 9.5 m (31.2') Wet, 7.6 m (25.0'), Dry
- Max Disp. per stroke: 6.09 l (1.61 gal)
- Max discharge pressure: 220.6 bar (3200 psig)
- Max size solids: 76 mm (3")



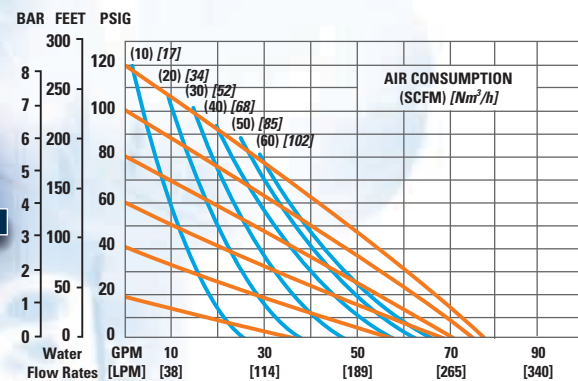
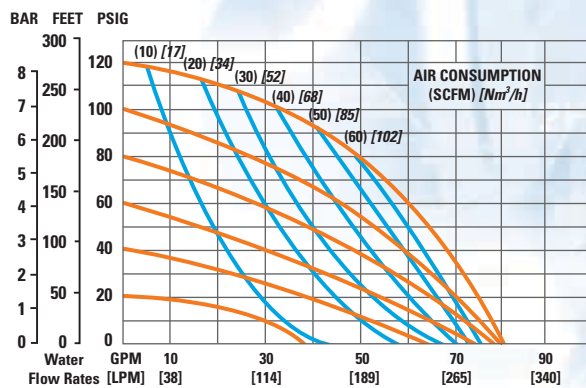
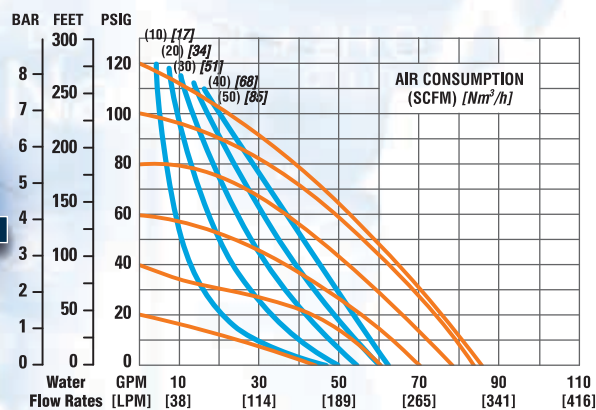
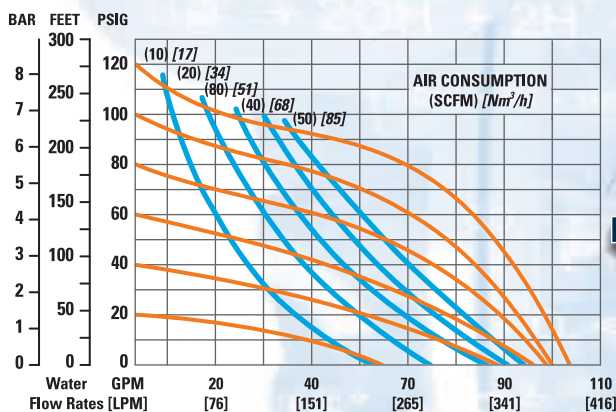
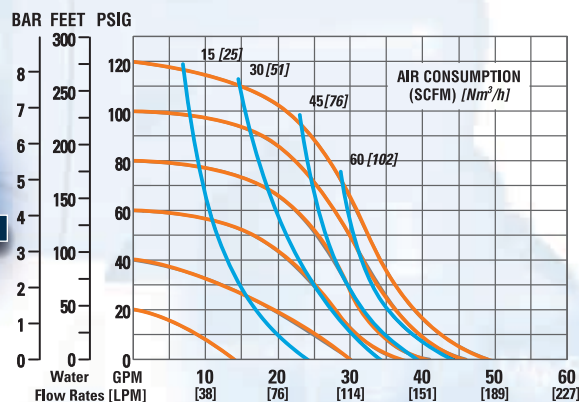
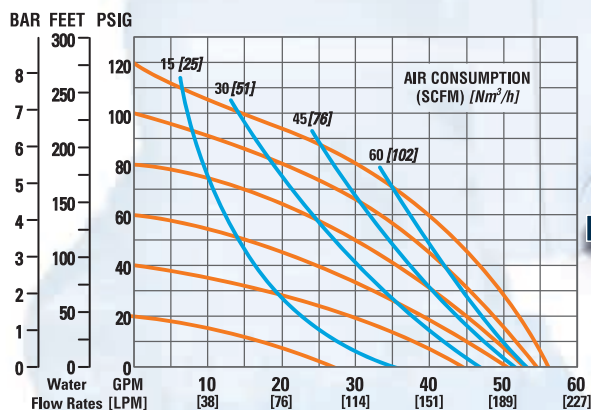
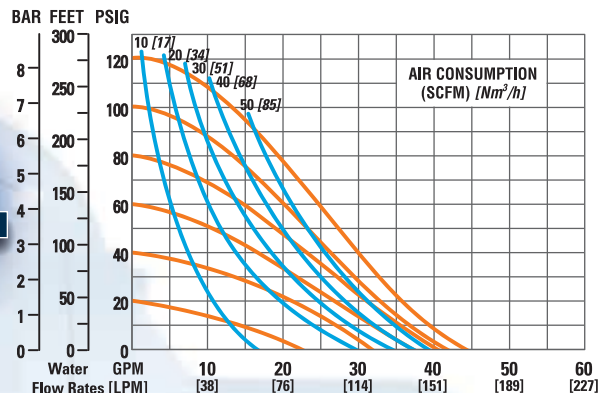
# ADVANCED

## METAL CURVES

### RUBBER



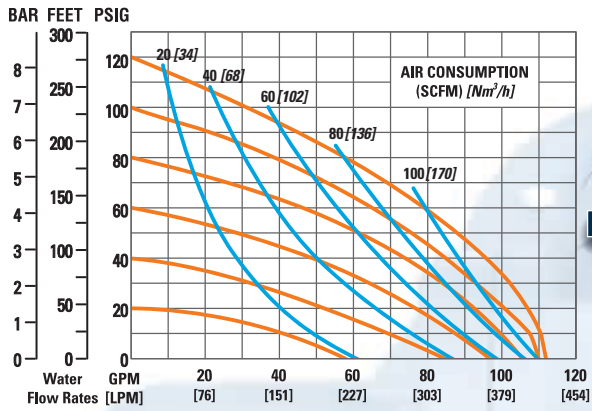
### PTFE





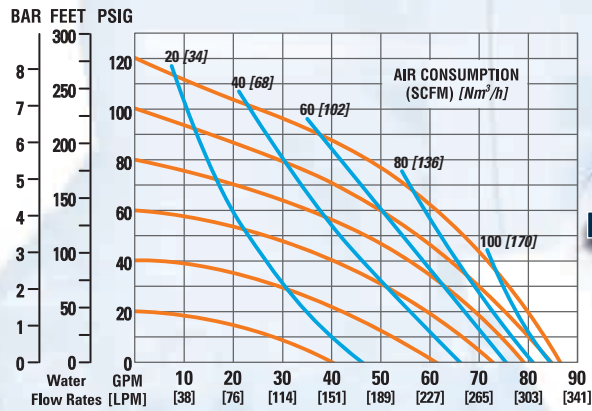
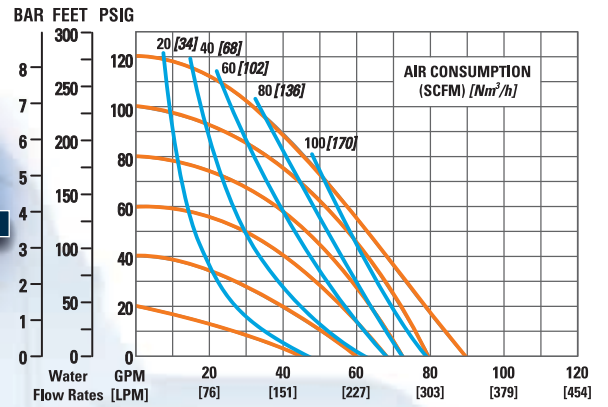


### RUBBER


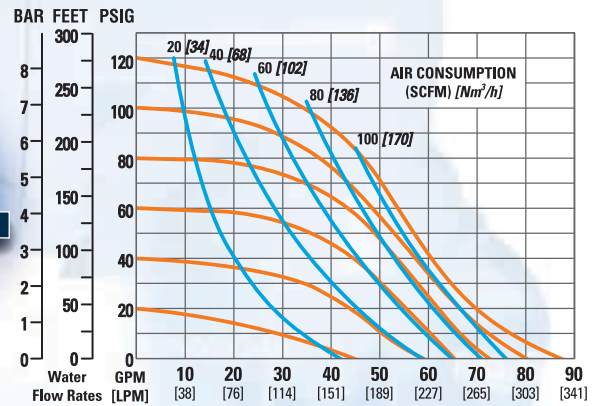


**PX400**  
38 mm (1-1/2")  
ALUMINUM

### PTFE



**PX400**  
38 mm (1-1/2")  
STAINLESS STEEL

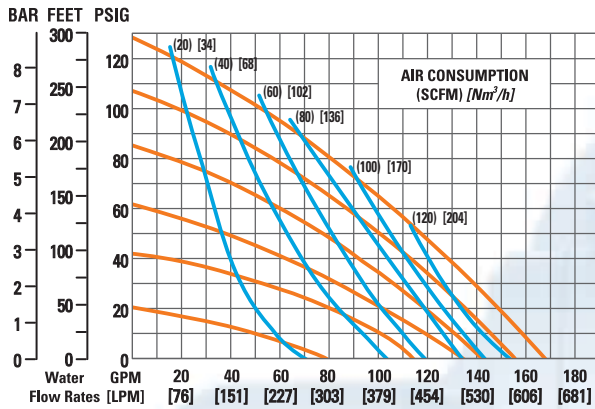




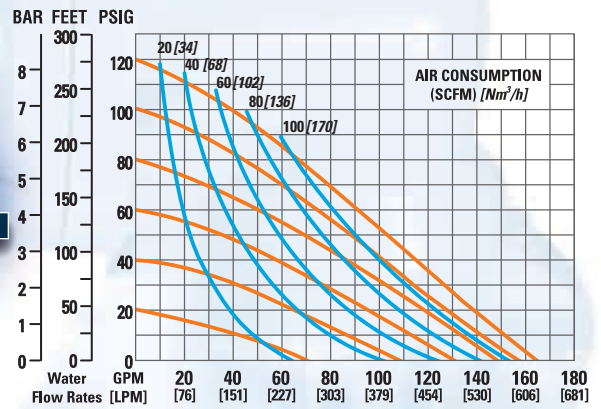
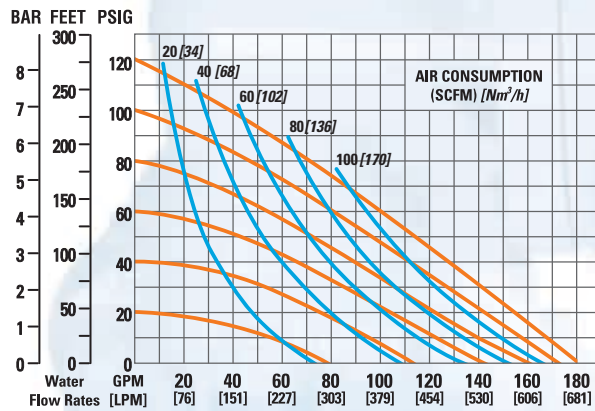
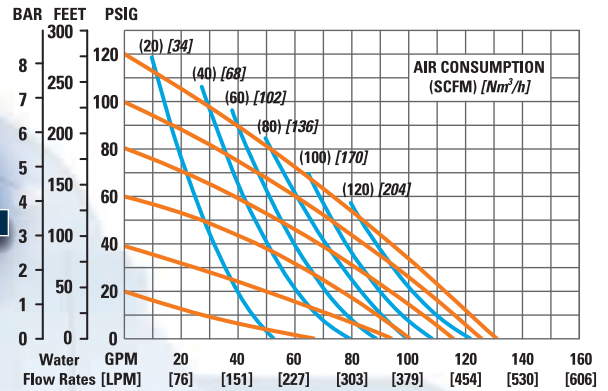
# ADVANCED

## METAL CURVES

### RUBBER



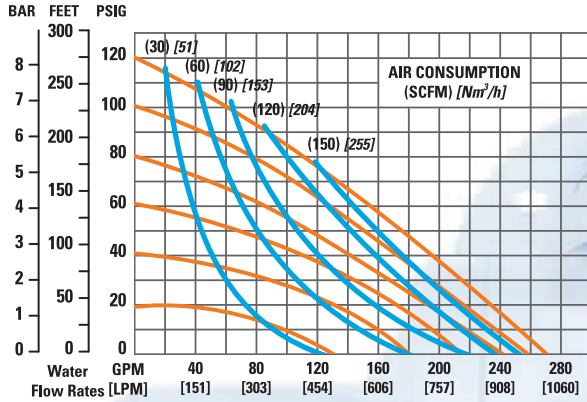
### PTFE







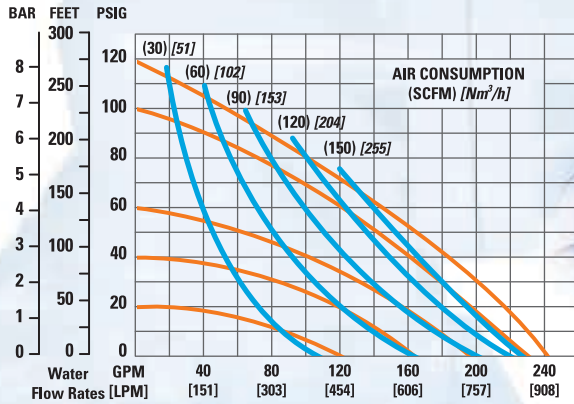
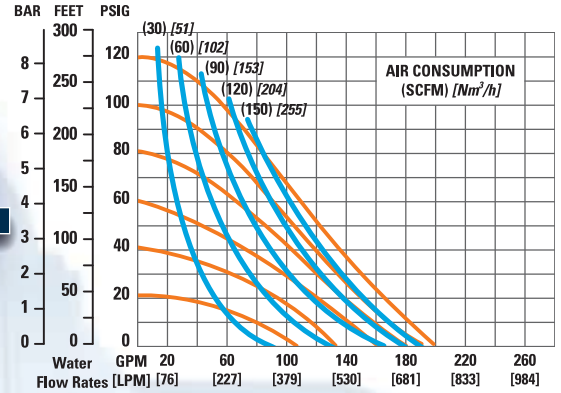
### RUBBER



**PX1500**


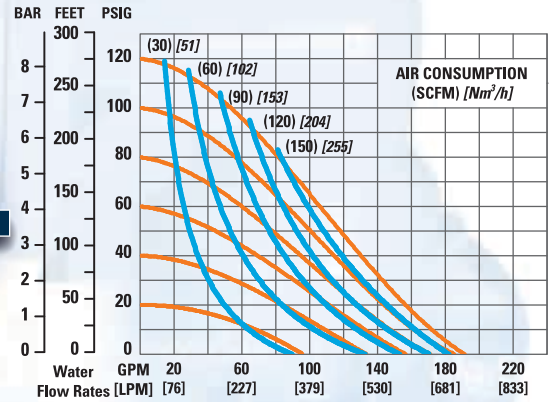
**76 mm (3")  
ALUMINUM**

### PTFE



**PX1500**

**76 mm (3")  
STAINLESS STEEL**

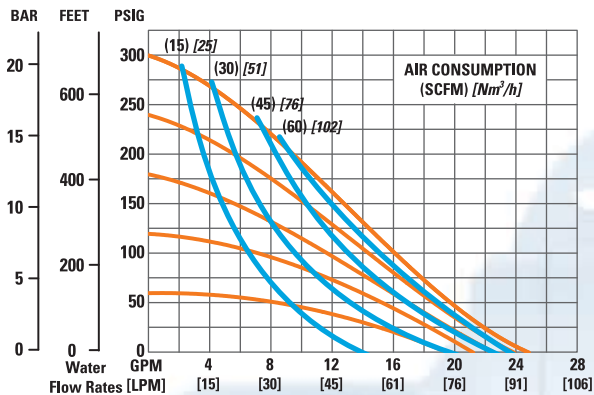




# ADVANCED

## HIGH PRESSURE METAL CURVES

### RUBBER

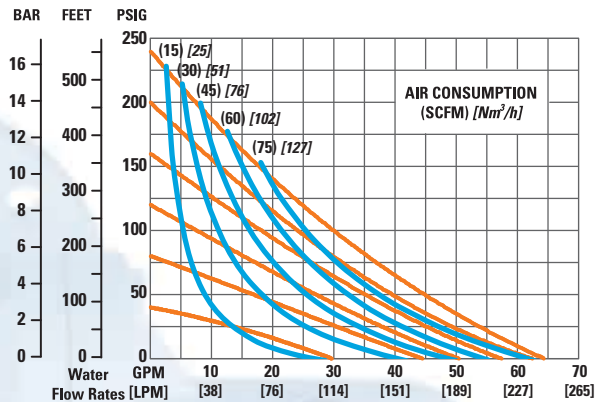


**H200**

**25 mm (1")**

**METAL**

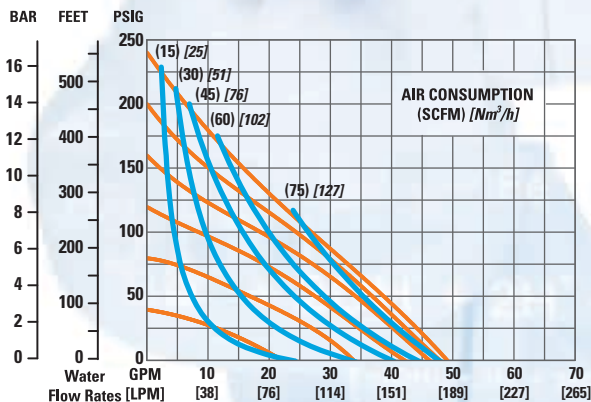
### PTFE



**H400 S**

**38 mm (1-1/2")**

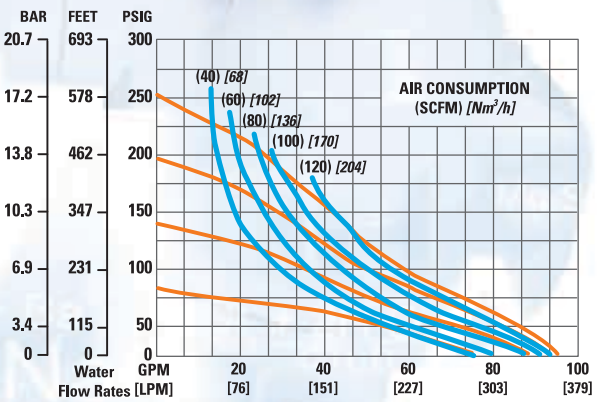
**ALUMINUM**



**H400 S**

**38 mm (1-1/2")**


**STAINLESS STEEL**



**H800**

**51 mm (2")**

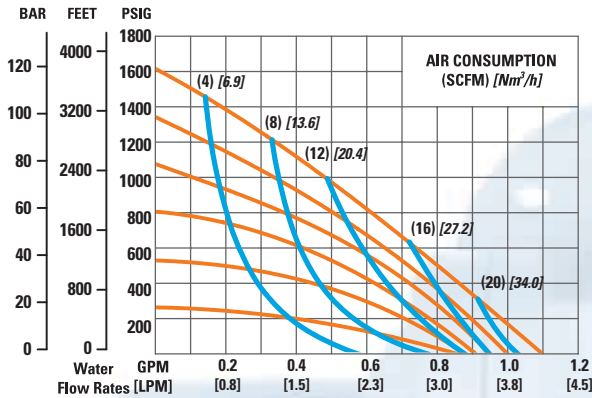
**METAL**







### POLYURETHANE

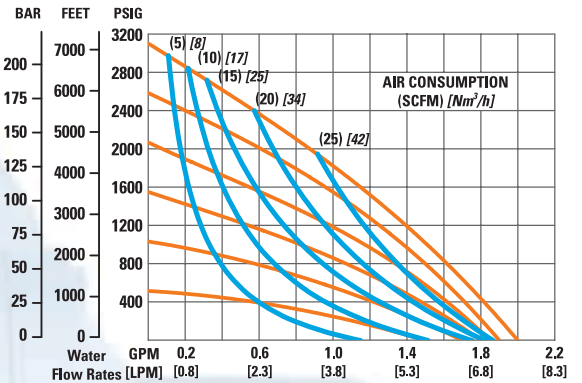


**H25**

**6 mm (1/4")**

**METAL**

### POLYURETHANE



**H38**

**10 mm (3/8")**

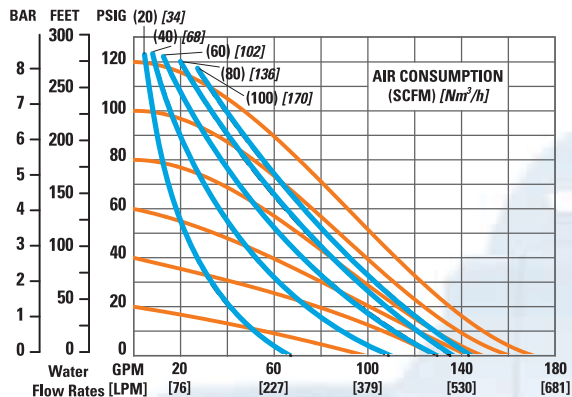
**METAL**



# ADVANCED

## BRAHMA METAL CURVES

### RUBBER

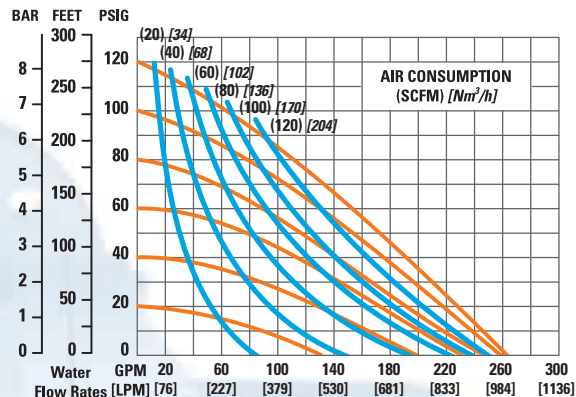


**PV810**

**51 mm (2")**

**METAL**

### RUBBER



**PV1510**

**76 mm (3")**


**METAL**





# PLASTIC BOLTED PUMPS

## ADVANCED



### FEATURES

- ADS: Pro-Flo<sup>®</sup>, Pro-Flo X<sup>™</sup>, Accu-Flo<sup>™</sup>
- Superior flow rates
- Superior containment
- Anti-freezing technology
- Portable & Submersible
- DIN (ANSI) liquid connections available
- Lube-free operation

### TECH DATA

- Sizes: 6mm (1/4") through 76 mm (3")
- Materials: Polypropylene, PVDF, PFA
- Material Temperatures: Up to 107.2°C (225°F)
- Elastomers: Buna-N, Neoprene, EPDM, Viton<sup>®</sup>, Wil-Flex<sup>™</sup>, Saniflex<sup>™</sup>, Polyurethane, PTFE

### PERFORMANCE DATA

- Max flow rates: 784 lpm (207 gpm)
- Max suction lift: 9.8 m (32.0') Wet, 6.6 m (21.6') Dry
- Max Disp. Per Stroke: 3.75 l (0.99 gal)
- Max discharge pressure: 8.6 Bar (125 psig)
- Max size solids: 12.7 mm (1/2")



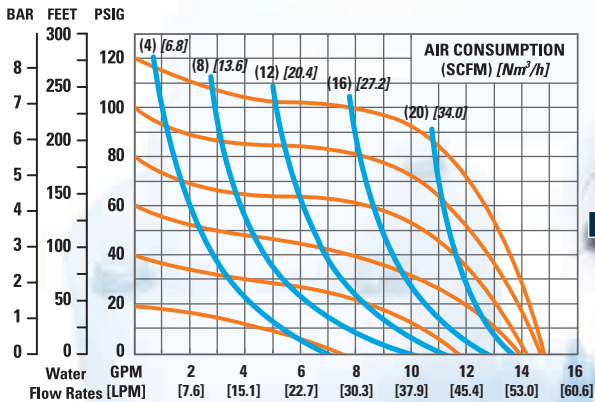
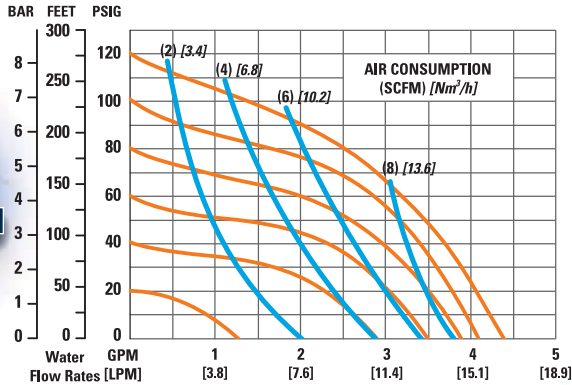
# ADVANCED PLASTIC CURVES

## RUBBER

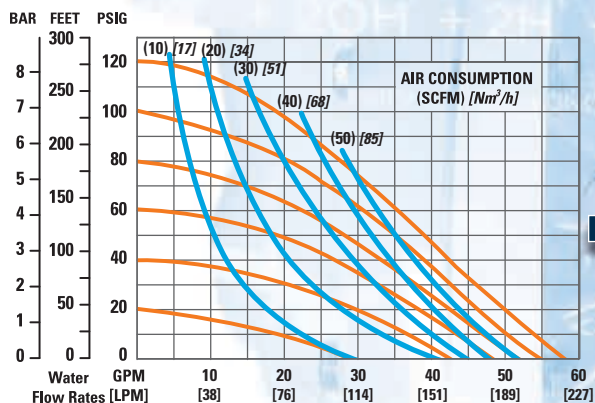
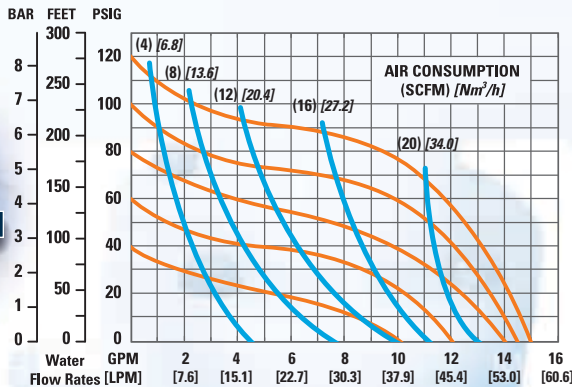


**P25**  
 6 mm (1/4")  
 PLASTIC

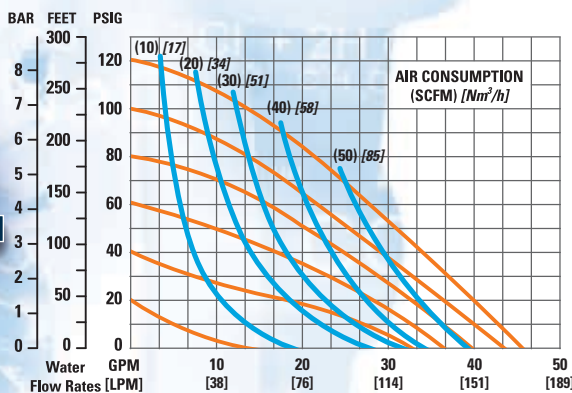
## PTFE



**P100**  
 13 mm (1/2")  
 PLASTIC



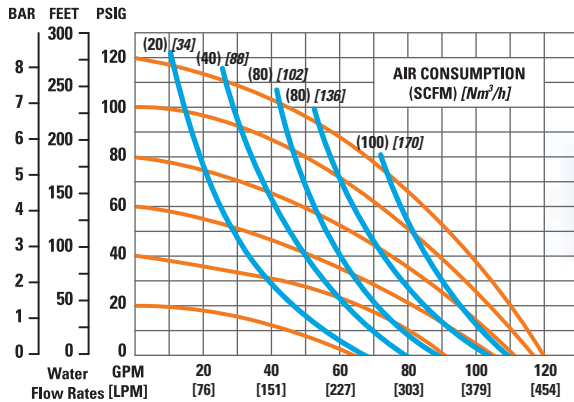
**P200**  
 25 mm (1")  
 PLASTIC



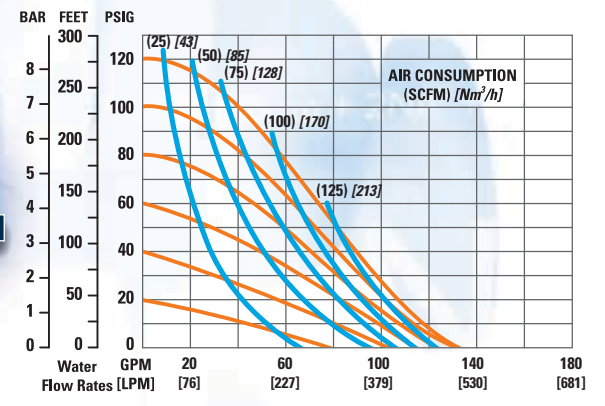
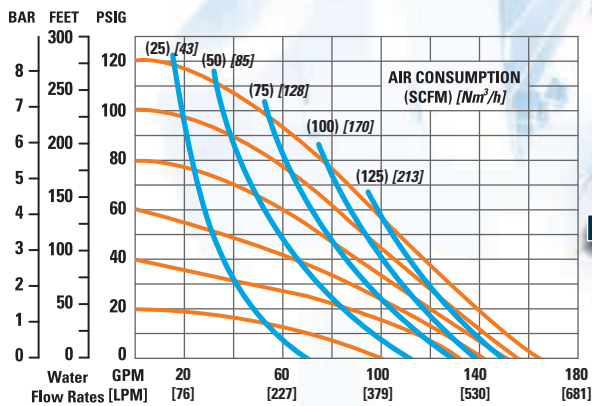
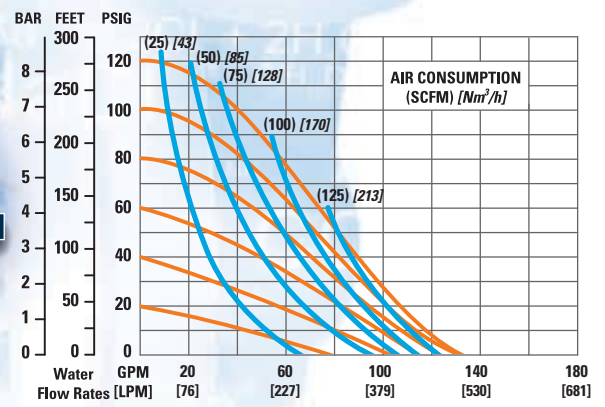
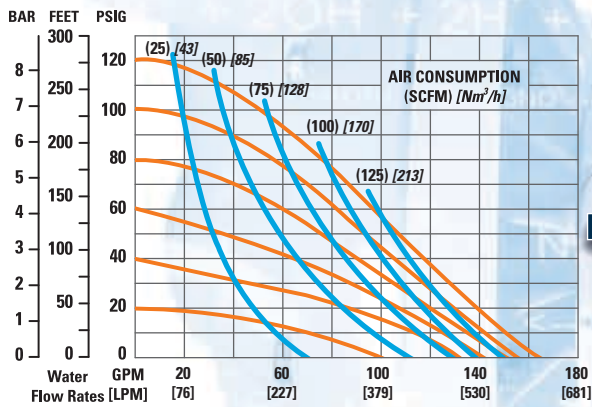
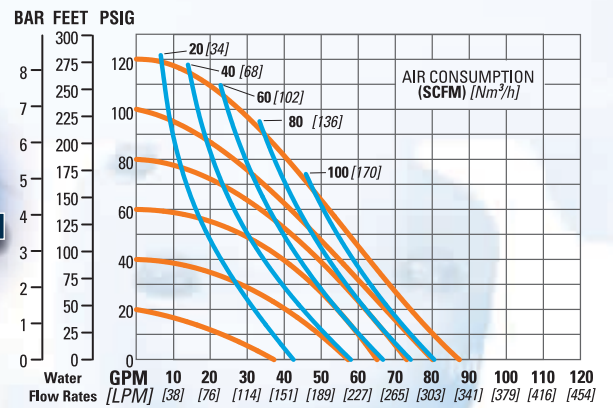
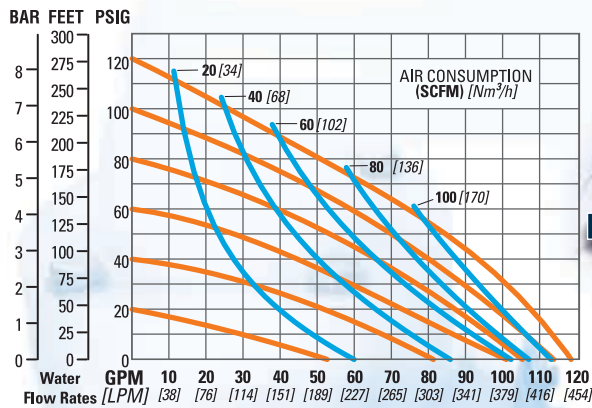
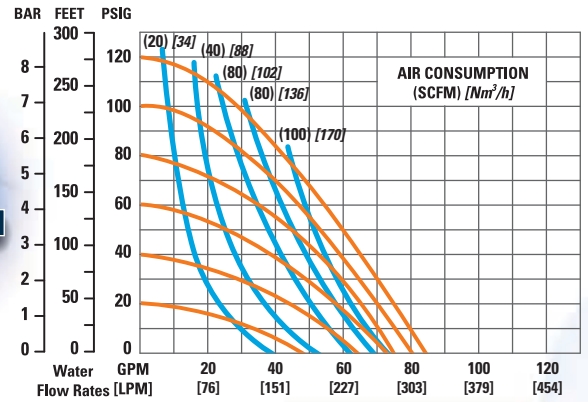




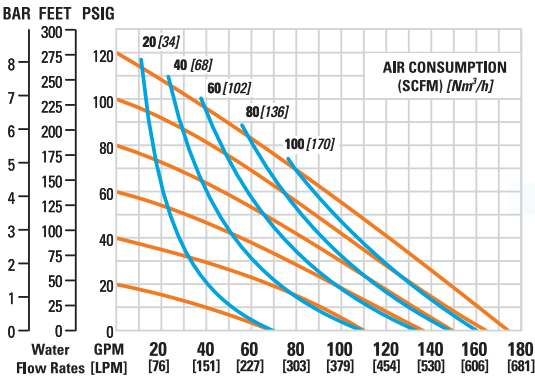
### RUBBER



### PTFE


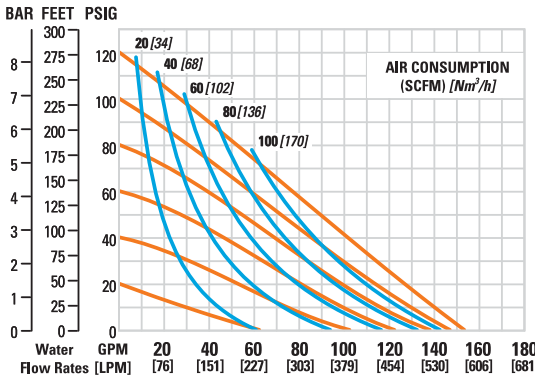


RUBBER

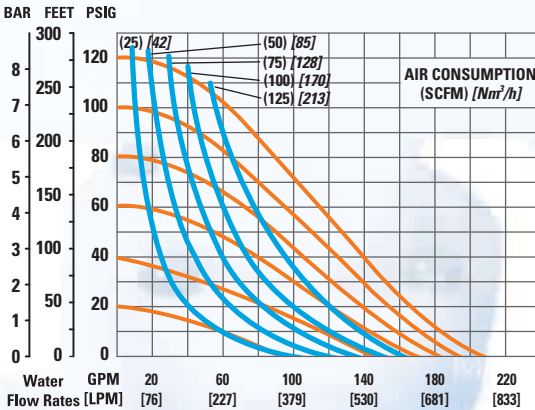


PX800  
51 mm (2")  
PLASTIC

PTFE



P1500  
76 mm (3")  
PLASTIC





# THE EQUALIZER

WILDEN AUTOMATIC SURGE DAMPENER

Surge

DAMPENERS



## FEATURES & BENEFITS

- Reduce pipe vibration and shaking
- Protects in-line equipment
- Reduces water hammer
- Absorbs acceleration head
- Lower system maintenance cost
- Suction stabilizer
- Prevent leaking at pipe fittings and joints
- Extend and improve pump performance
- Avoid damaging pressure surges
- Wide range of material and elastomer options
- Common parts with Wilden pumps
- Self adjusts to system pressure

*SD Equalizers® reduce pressure fluctuation inherent in positive displacement pumps*

## AVAILABLE SIZES

- 13 mm (1/2")
- 25 mm (1")
- 38 mm (1-1/2")
- 51 mm (2")
- 76 mm (3")

## MATERIAL OF CONSTRUCTION

### WETTED HOUSING

- Aluminum
- 316 Stainless Steel
- Ductile Iron
- Polypropylene
- PVDF

### AIR DISTRIBUTION SYSTEM

- Aluminum
- 316 Stainless Steel
- PTFE Coated Ductile Iron
- Polypropylene
- Glass filled Polypropylene
- Mild Steel PTFE Coated

## ATEX MODELS AVAILABLE



## ELECTRONIC ACCESSORIES

### LEAK DETECTION

- Detects diaphragm failure at the source: The PTFE primary diaphragm
- Sensors are located between the primary and back-up (containment) diaphragms
- When the sensors detect a conductive liquid, an audible alarm, LED, and an internal latching relay are activated
- Increase containment, reduce fugitive emissions, and reduce down time with 24-hour pump surveillance
- Power Requirement: 110V AC, 220V AC or 9V DC Battery



### PUMP CYCLE MONITOR

- The PCMI counts pump cycles by sensing the presence of the air valve spool (Pro-Flo®).
- The Sensor, located at the air valve end cap, detects the presence of a magnet located at the end of the air valve piston/spool.
- The PCMI unit registers a complete pump cycle when the piston/spool shifts away from the sensor and subsequently returns to the original position.
- The PCMI unit has a reset switch located on the face of the PCMI module
- PCMI also has the ability to be reset from a remote location.



## DRUM UNLOADING

### DRUM & TOTE UNLOADING

- Universal kit for 6 mm (1/4"), 13mm (1/2") pumps
- Fits 51 mm (2") NPT bungholes
- Tube length can be cut to length
- Variety of materials are available





## THINGS TO THINK ABOUT WHEN SELECTING AN AIR-OPERATED DOUBLE-DIAPHRAGM PUMP (AODDP)

### APPLICATION

- What application will the pump be used in?
- What are you pumping?
- Do you need maximum containment?
- Do you need lube-free operation?
- Does the pump need to be submersible?
- What cleaning fluids would be used to clean the pump?
- What are your performance parameters (flow rates, air consumption, viscosities, suction lift)?
- Do I need a pulsation dampener?

### AIR DISTRIBUTION SYSTEM (ADS)

- What ADS best suits my application needs?
- How reliable is the ADS?
- How efficient is the ADS?
- Do I need on/off reliability?
- Is the pump and or ADS ATEX approved?
- Does the ADS have anti-freezing technology?
- Does the ADS have integrated variable performance controls?

### INSTALLATION

- Before installation, please read the caution section of the pump manual
- What are your piping considerations (valves, elbows, pipe friction losses etc)?
- Do you have sufficient air pressure and air volume for the pump?
- What is the MTBR (Mean Time Between Repair) of the AODDP?
- What are your installation parameters (self priming, positive suction head, high vacuum, heat generation, dry run capable, submersible, large solids passage, variable flow & pressure, shear sensitive)?
- Ease of maintenance, is the pump easy to clean, assemble/disassemble?

### WETTED MATERIALS

- What media will you be pumping?
- What is the chemical compatibility of the elastomer?
- What are the temperature limits of the wetted material and elastomer?
- How abrasive is the media being pumped?
- Do diaphragm configurations affect flow?

### DISTRIBUTORS

- Is your distributor local?
- Can the distributor fully support my fluid transfer needs?
- Are they a full-stocking, full service distributor?
- How good is delivery? Is it less than 3 weeks?
- Is the distributor formally educated in specifying and maintaining your system?
- How are the services and repair capabilities of the distributor?
- Does the distributor do local training for your staff?
- How responsive is the distributor to your needs?

### RESOURCES

- [www.wildenpump.com](http://www.wildenpump.com)
- Locating your Authorized Wilden Distributor: [www.wildendistributor.com](http://www.wildendistributor.com)
- Everything you need to know about a Wilden pump: Pump Users Guide II (Consult the factory or your Wilden Distributor)
- Engineering & Operations Manuals: [www.wildenpump.com](http://www.wildenpump.com) in the Tech Info section (Search Tech Info)
- Cavitation and Friction Guide & Safety Supplement: [www.wildenpump.com](http://www.wildenpump.com) in the Tech Info section (Search Tech Info)
- Electronic Chemical Guide & Conversion Calculator: [www.wildenpump.com](http://www.wildenpump.com) in the Tech Info section (Tech Tools)

### WILDEN TECHNICAL SUPPORT

Hours of operation: 8:00am – 5:00pm (PST)

Ph. 1-909-422-1730

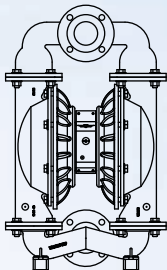
Email: [techsupport@wildenpump.com](mailto:techsupport@wildenpump.com)

# METAL TECHNICAL SPECS

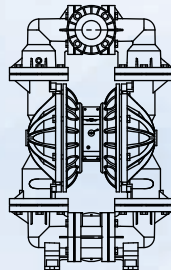


## SIZING CONSIDERATIONS

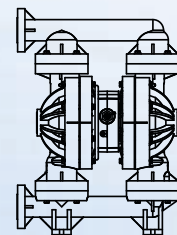
	MODELS	WETTED MATERIALS	LIQUID INLET	LIQUID DISCHARGE	CONNECTION TYPE			HEIGHT	WIDTH	DEPTH
					BSPT/NPT	DIN/ANSI	ORIENTATION			
PRO-FLO X™	PX200	Aluminum, Ductile Iron, Stainless Steel	25 mm (1")	25 mm (1")	•	–	F	340 mm (13.4")	378 mm (14.7")	244 mm (9.6")
	PX400	Aluminum	38 mm (1-1/2")	38 mm (1-1/2")	–	•	B	594 mm (23.4")	343 mm (13.5")	310 mm (12.2")
	PX400	Stainless Steel, Alloy C	38 mm (1-1/2")	38 mm (1-1/2")	–	•	D	528 mm (20.8")	384 mm (15.1")	310 mm (12.2")
	PX800	Aluminum, Stainless Steel, Alloy C	51 mm (2")	51 mm (2")	–	•	A	760 mm (29.9")	439 mm (17.3")	340 mm (13.4")
	PX1500	Aluminum	76 mm (3")	76 mm (3")	–	•	B	1031 mm (40.6")	615 mm (24.2")	422 mm (16.6")
	PX1500	Stainless Steel, Alloy C	76 mm (3")	76 mm (3")	–	•	A	894 mm (35.2")	541 mm (21.3")	597 mm (23.5")
PRO-FLO V™	PV810	Aluminum, Ductile Iron	51 mm (2")	51 mm (2")	–	–	F	504 mm (20.0")	554 mm (21.8")	386 mm (15.1")
	PV1510	Aluminum, Ductile Iron	76 mm (3")	76 mm (3")	–	–	F	754 mm (29.7")	874 mm (34.4")	427 mm (16.8")



A



B



C



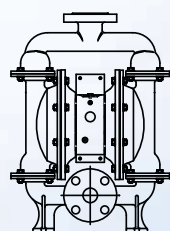


**P E R F O R M A N C E**

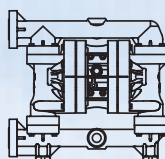
		MAX. SUCTION LIFT					
		RUBBER/TPE		PTFE		MAX. FLOW	
MAX. DISCHARGE PRESSURE	MAX. SOLIDS PASSAGE	DRY	WET	DRY	WET	RUBBER/TPE	PTFE
8.6 Bar (125 psig)	6.4 mm (1/4")	89 m (19.3')	9.0 m (20.5')	4.3 m (14.2')	9.0 m (20.5')	212 lpm (56.0 gpm)	185.4 lpm (49.0 gpm)
8.6 Bar (125 psig)	7.9 mm (5/16")	6.3 m (20.5')	9.0 m (29.5')	3.5 m (11.4')	9.0 m (29.5')	424 lpm (112 gpm)	338 lpm (89 gpm)
8.6 Bar (125 psig)	4.8 mm (3/16")	6.9 m (22.7')	9.3 m (30.6')	4.0 m (13.1')	9.2 m (30.1')	347 lpm (92 gpm)	327 lpm (87 gpm)
8.6 Bar (125 psig)	6.4 mm (1/4")	7.4 m (24.4')	9.3 m (30.6')	4.5 m (14.8')	8.7 m (28.4')	712 lpm (188 gpm)	617 lpm (163 gpm)
8.6 Bar (125 psig)	12.7 mm (1/2")	6.6 m (21.6')	8.8 m (28.9')	4.4 m (14.5')	7.8 m (25.5')	1021 lpm (270 gpm)	765 lpm (202 gpm)
8.6 Bar (125 psig)	9.5 mm (3/8")	6.7 m (22.0')	9.5 m (31.2')	4.8 m (15.9')	9.5 m (31.2')	918 lpm (243 gpm)	727 lpm (192 gpm)
8.6 Bar (125 psig)	51 mm (2")	7.6 m (25.0')	9.3 m (30.6')	—	—	655 lpm (173 gpm)	—
8.6 Bar (125 psig)	76 mm (3")	9.2 m (30.1')	9.3 m (30.6')	—	—	996 lpm (263 gpm)	—

**PRO-FLO X™**

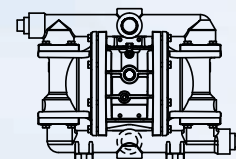
**PRO-FLO V™**



**D**



**E**



**F**

# METAL TECHNICAL SPECS

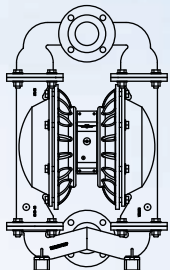


## SIZING CONSIDERATIONS

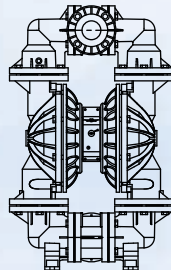
	MODELS	WETTED MATERIALS	LIQUID INLET	LIQUID DISCHARGE	CONNECTION TYPE			HEIGHT	WIDTH	DEPTH
					BSPT/NPT	DIN/ANSI	ORIENTATION			
PRO-FLO®	P200	Aluminum, Ductile Iron, Stainless Steel	25 mm (1")	25 mm (1")	•	–	F	343 mm (13.5")	378 mm (14.9")	229 mm (9.0")
	P400	Aluminum	38 mm (1-1/2")	38 mm (1-1/2")	–	•	B	594 mm (23.4")	343 mm (13.5")	340 mm (13.4")
	P400	Stainless Steel	38 mm (1-1/2")	38 mm (1-1/2")	–	•	D	528 mm (20.8")	384 mm (15.1")	294 mm (11.6")
	P800	Aluminum, Stainless Steel	51 mm (2")	51 mm (2")	–	•	A	760 mm (29.9")	439 mm (17.3")	325 mm (12.8")
HIGH PRESSURE	H25	Aluminum	13 mm (1/2")	6 mm (1/4")	•	–	N/A	236 mm (9.3")	188 mm (7.4")	183 mm (7.2")
	H38	Aluminum, Steel	10 mm (3/8")	10 mm (3/8")	*	–	N/A	218 mm (8.6")	356 mm (14.0")	300 mm (11.8")
	H200	Ductile Iron	25 mm (1")	25 mm (1")	•	–	A	343 mm (13.5")	450 mm (17.7")	305 mm (12.0")
	H400S	Aluminum	38 mm (1-1/2")	38 mm (1-1/2")	–	•	B	605 mm (23.8")	345 mm (13.6")	310 mm (12.2")
	H400S	Stainless Steel	38 mm (1-1/2")	38 mm (1-1/2")	–	•	D	528 mm (20.8")	384 mm (15.1")	310 mm (12.2")
	H800	Ductile Iron, Stainless Steel	51 mm (2")	51 mm (2")	–	•	A	759 mm (29.9")	490 mm (19.3")	546 mm (21.5")

\* Inlet and discharge tube fitting is 37° flare.

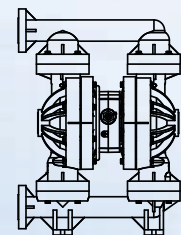
\*\* Piston pump design - no diaphragms.



A



B



C





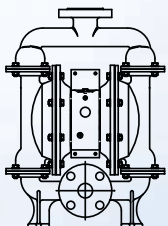
**P E R F O R M A N C E**

MAX. DISCHARGE PRESSURE	MAX. SOLIDS PASSAGE	MAX. SUCTION LIFT				MAX. FLOW	
		RUBBER/TPE		PTFE			
		DRY	WET	DRY	WET	RUBBER/ TPE	PTFE
8.6 Bar (125 psig)	6.4 mm (1/4")	5.4 m (17.6')	9.3 m (30.6')	3.5 m (11.4')	9.3 m (30.6')	212 lpm (56 gpm)	168 lpm (44 gpm)
8.6 Bar (125 psig)	7.9 mm (5/16")	4.2 m (13.6')	8.9 m (29.5')	3.4 m (11.3')	9.0 m (29.5')	409 lpm (108 gpm)	329 lpm (87 gpm)
8.6 Bar (125 psig)	4.8 mm (3/16")	5.8 m (19.0')	8.8 m (29.0')	3.7 m (12.0')	8.5 m (28.0')	307 lpm (81 gpm)	295 lpm (78 gpm)
8.6 Bar (125 psig)	6.4 mm (1/4")	7.0 m (23.0')	9.5 m (31.0')	4.6 m (15.0')	9.5 m (31.0')	591 lpm (156 gpm)	496 lpm (131 gpm)

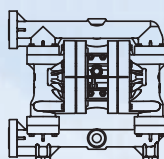
**PRO-FLO®**

110.3 Bar (1600 psig)	Clear Fluids Only	** 7.8 m (25.5')	** 9.2 m (30.1')	—	—	** 4.1 lpm (1.1 gpm)	—
220.6 Bar (3200 psig)	Clear Fluids Only	** 7.1 m (23.2')	** 8.8 m (28.9')	—	—	** 7.6 lpm (2.0 gpm)	—
20.7 Bar (300 psig)	6.4 mm (1/4")	2.7 m (9.1')	9.0 m (29.5')	—	—	93.9 lpm (24.8 gpm)	—
17.2 Bar (250 psig)	8.0 mm (5/16")	3.1 m (10.1')	9.3 m (30.6')	—	—	242 lpm (64 gpm)	—
17.2 Bar (250 psig)	4.8 mm (3/16")	3.1 m (10.1')	9.0 m (29.5')	—	—	186 lpm (49 gpm)	—
17.2 Bar (250 psig)	12.7 mm (1/2")	3.7 m (12.0')	9.0 m (29.5')	—	—	360 lpm (95 gpm)	—

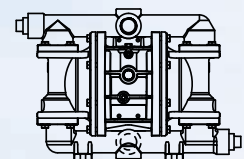
**HIGH PRESSURE**




**D**



**E**

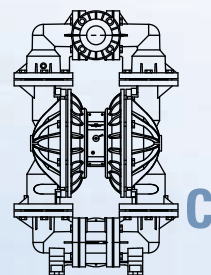
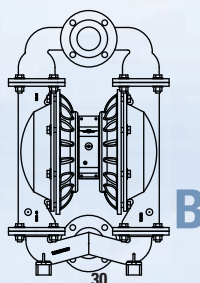
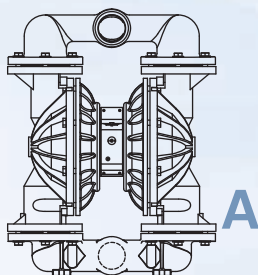


**F**



## SIZING CONSIDERATIONS

	MODELS	WETTED MATERIALS	LIQUID INLET	LIQUID DISCHARGE	CONNECTION TYPE			HEIGHT	WIDTH	DEPTH
					BSPT/NPT	DIN/ANSI	ORIENTATION			
PRO-FLO®	P25	Polypropylene, PVDF	6 mm (1/4")	6 mm (1/4")	•	–	F	173 mm (6.8")	173 mm (6.8")	127 mm (5.0")
	P38	Polypropylene, PVDF	10 mm (3/8")	10 mm (3/8")	•	–	F	196 mm (7.7")	180 mm (7.1")	127 mm (5.0")
	P100	Polypropylene, PVDF	13 mm (1/2")	13 mm (1/2")	•	–	F	277 mm (10.9")	234 mm (9.2")	201 mm (7.9")
	P200	Polypropylene, PVDF	25 mm (1")	25 mm (1")	–	•	F	434 mm (17.1")	457 mm (18.0")	231 mm (9.1")
	P400	Polypropylene, PVDF	38 mm (1-1/2")	38 mm (1-1/2")	–	•	D	668 mm (26.3")	478 mm (18.8")	300 mm (11.8")
	P800	Polypropylene, PVDF	51 mm (2")	51 mm (2")	–	•	D	804 mm (31.7")	604 mm (23.8")	353 mm (13.9")
	P800 (drop-in)	Polypropylene, PVDF	51 mm (2")	51 mm (2")	–	•	A	765 mm (30.1")	584 mm (23.0")	508 mm (20.0")
	P1500	Polypropylene, PVDF	76 mm (3")	76 mm (3")	–	•	C	1280 mm (50.4")	914 mm (36.0")	584 mm (23.0")
PRO-FLO X™	PX400	Polypropylene, PVDF	38 mm (1-1/2")	38 mm (1-1/2")	–	•	D	668 mm (26.3")	478 mm (18.8")	315 mm (12.4")
	PX800	Polypropylene, PVDF	51 mm (2")	51 mm (2")	–	•	D	804 mm (31.7")	604 mm (23.8")	356 mm (14.0")





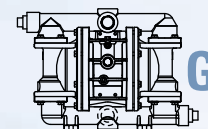
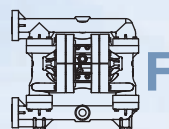
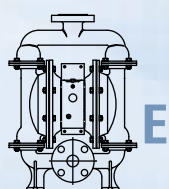
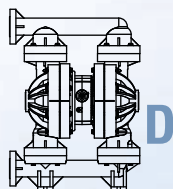


## PERFORMANCE

MAX. DISCHARGE PRESSURE	MAX. SOLIDS PASSAGE	MAX. SUCTION LIFT				MAX. FLOW	
		RUBBER/TPE		PTFE		MAX. FLOW	
		DRY	WET	DRY	WET	RUBBER/TPE	PTFE
8.6 Bar (125 psig)	0.7 mm (1/32")	–	–	1.9 m (6.2')	9.3 m (30.6')	–	16.7 lpm (4.4 gpm)
8.6 Bar (125 psig)	1.6 mm (1/16")	–	–	2.8 m (9.1')	9.3 m (30.6')	–	25.4 lpm (6.7 gpm)
8.6 Bar (125 psig)	1.6 mm (1/16")	5.2 m (17.0')	8.7 m (28.4')	4.5 m (14.7')	9.3 m (30.6')	58.7 lpm (15.5 gpm)	57.0 lpm (15.0 gpm)
8.6 Bar (125 psig)	4.8 mm (3/16")	3.6 m (11.9')	9.8 m (32.0')	2.4 m (7.9')	9.4 m (31.0')	220 lpm (58 gpm)	174 lpm (46 gpm)
8.6 Bar (125 psig)	6.4 mm (1/4")	5.5 m (18.2')	9.3 m (30.6')	3.3 m (10.8')	9.7 m (31.8')	454 lpm (120 gpm)	318 lpm (84 gpm)
8.6 Bar (125 psig)	6.4 mm (1/4")	6.2 m (20.4')	8.7 m (28.4')	4.2 m (13.6')	8.7 m (28.4')	624 lpm (165 gpm)	504 lpm (133 gpm)
8.6 Bar (125 psig)	6.4 mm (1/4")	6.2 m (20.4')	8.7 m (28.4')	4.2 m (13.6')	8.7 m (28.4')	624 lpm (165 gpm)	504 lpm (133 gpm)
8.6 Bar (125 psig)	12.7 mm (1/2")	6.2 m (20.4')	–	3.6 m (12.0')	8.6 m (28.0')	–	784 lpm (207 gpm)
8.6 Bar (125 psig)	6.4 mm (1/4")	5.5 m (18.2')	9.3 m (30.6')	3.6 m (11.9')	7.6 m (25.0')	450 lpm (119 gpm)	329 lpm (87 gpm)
8.6 Bar (125 psig)	6.4 mm (1/4")	6.1 m (19.9')	9.0 m (29.5')	4.5 m (14.8')	7.2 m (23.8')	693 lpm (183 gpm)	579 lpm (153 gpm)

PRO-FLO®

PRO-FLO X™



[www.wildenpump.com](http://www.wildenpump.com)

Multi-Lingual Access

Downloadable Pump Manuals & Cad Drawings

Online Warranty Registration

Chemical Guide

Online Tech Support

Unit Converter



22069 Van Buren Street, Grand Terrace, CA 92313-5607  
Telephone 909-422-1730 • Fax 909-783-3440  
[wilden@wildenpump.com](mailto:wilden@wildenpump.com)



Your Authorized Distributor:

Copyright 2008 Wilden Pump & Engineering, LLC

WIL-11010-C-05  
Replaces 11010-C-04

Wil-Flex™, Saniflex™, Wil-Gard™, Saniflo™, Turbo-Flo™, Ultra-Flex™, Ultra-Pure™, Accu-Flo™, Pro-Flo X™, Hygienic™ and EMS™ are trademarks of Wilden Pump and Engineering, LLC. Wilden®, Pro-Flo®, Stallion®, and Equalizer® are registered trademarks of Wilden Pump and Engineering, LLC. • Viton®, Hytrel® and Teflon® are registered trademarks of DuPont Dow Elastomers. Hostaflo® is a registered trademark of Hoechst. • Santoprene® is a registered trademark of Monsanto Company, licensed to Advanced Elastomer Systems, L.P. • Tri-Clover® is a registered trademark of Tri-Clover, Inc.