



THE RIGHT PUMP FOR
TOUGH JOBS

KZN-SERIES

HEAVY DUTY SUBMERSIBLE AGITATOR / SLURRY PUMPS



ENGINEERED TO TACKLE THE TOUGHEST APPLICATIONS & BUILT TO LAST WHERE OTHERS FAIL.

KZN-SERIES

KZN - Heavy Duty Submersible Slurry Pumps with agitator is the choice of industries that face the most difficult pumping:

Lime slurries
Wash down sumps
Slag pits

Mill scale
Ash transfer
Food wastes
Sand & gravel dewatering
Barge & tank cleanout

Coal runoff sumps
Tailings ponds
Silt removal

TOP 3 REASONS WHY YOU SHOULD CHOOSE THE KZN...

1 EVERY KZN slurry pump is constructed with the following abrasive resistant 28% chrome iron (600 Brinell, 57 Rockwell C) components;

- Agitator - to fluidize settled solids into a slurry.
- Wear plate - replaceable hardened surface on the suction side where erosion would cause a loss of pump performance.
- Semi- open Impeller - to handle abrasive solid concentrations as high as 70% by weight.



High-Chrome Agitator helps keep solids suspended in liquid and helps prevent pump from clogging.

2 EVERY KZN slurry pump model is protected by;

- Class H motor insulation - and built in amperage (FLA) and temperature overload protection.
- Double silicon carbide mechanical seals - in a separate oil filled seal chamber.
- Heavy Duty Lip Seal - additional protection for the mechanical seals.
- Stainless steel shaft and shaft sleeve - saves on shaft wear due to abrasives and corrosion.
- Pump volutes cast from hardened Ductile Iron - 300 Brinnell hardness; twice as abrasive resistant as standard ductile iron.

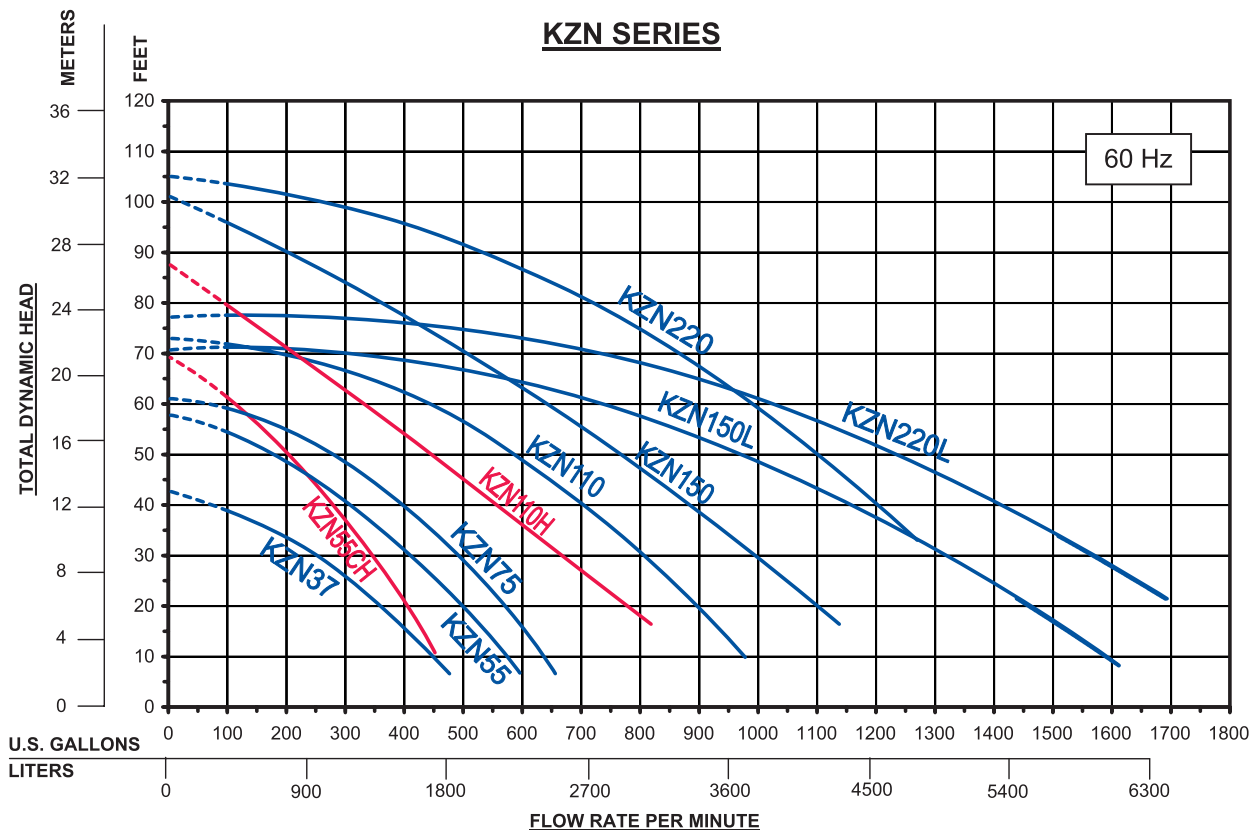
3 EVERY KZN is a top discharge pump;

KZN heavy duty slurry pumps are utility pumps; frequently dragged from one site to another. The KZN doesn't have a side discharge connection that can break off or be damaged as it is pulled and pushed into place.

- Top discharge pumps are cooled by pumped liquid - The KZN slurry pumps can pump a sump or pit down to within "inches" of the bottom. A side discharge pump without a cooling jacket must stay submerged to avoid overheating, leaving as much as 3 feet of un-pumped slurry.
- Top discharge means "SLIM" - even the largest model with a 22.75 inch "waistline" will fit down a manhole with a hose attached.
- The KZN's hardened ductile iron volutes - cast with extra thick walls at the point where pumped slurry enters the discharge.

KZN-SERIES

EVERY KZN slurry pump is constructed with abrasive resistant 28% chrome iron (600 Brinell, 57 Rockwell C) impeller, wear plate & agitator.



SPECIFICATIONS:

MODEL	DISCH. SIZE	H.P.	VOLT	RATED AMPS	MAX SOLIDS	MAX HEAD	MAX GPM	WEIGHT LBS	HEIGHT	WIDTH
KZN 37	3"	5	230/460	13.5/6.8	7/8"	42'	475	370	32.3"	16.5"
KZN 55	4"	7.5	230/460	19.5/9.5	1"	57'	594	385	32.3"	16.5"
KZN 55CH	3"	7.5	230/460	19.5/9.5	1"	69'	449	420	32.3"	17.25"
KZN 75	4"	10	230/460	26/13	1"	61'	655	397	33.0"	16.5"
KZN 110	6"	15	230/460	35/17.5	1 3/8"	72'	977	667	43.3"	21.5"
KZN 110H	4"	15	230/460	35/17.5	1 3/8"	87'	819	680	43.3"	21.5"
KZN 150	6"	20	460	26	1 1/2"	101'	1136	680	45.0"	21.5"
KZN150L	6"	20	460	26	1 1/2"	70'	1611	680	45.0"	21.5"
KZN 220	6"	30	460	39	1 1/2"	105'	1268	1275	52.2"	22.75"
KZN 220L	6"	30	460	39	1 1/2"	77'	1690	1275	52.2"	22.75"

Specifications subject to change without notice.

Power Supply:

All pumps are 3 phase, 1750 rpm., and have Class H motor insulation.

* Other voltages and HZ available.

** All pumps supplied with 50' power cord. Custom cable lengths available.

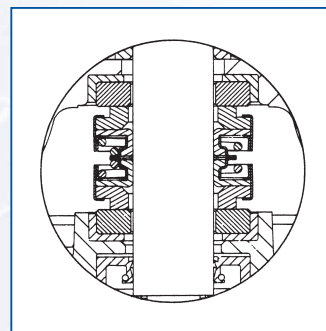
*** Seal Minder available for all models.

Shaft Seal:

Dual Mechanical Seals (Sic) x 2;


Single or Dual lip-seals (dependant on model).

Replaceable Shaft Sleeve for inexpensive maintenance.



- Triple protection sealing system
- Double Silicon Carbide Mechanical Seals in Oil Chamber
- Oil Seal Ring outside of Oil Chamber

Features & Benefits



123 Spencer Plain Road
P.O. Box 1138
Old Saybrook, CT 06475

Tel: (860)-399-5937
Toll Free: (877)-BJM-PUMP
Fax: (860)-399-7784

Web: www.bjmpumps.com

Distributor: