



THE RIGHT PUMP FOR  
TOUGH JOBS

# KZE SERIES

## HIGH CAPACITY HARD METAL SLURRY PUMPS



**SIDE DISCHARGE • SUBMERSIBLE • AGITATOR • SLURRY PUMPS**

**ABRASIVE AND SLURRY APPLICATIONS IN THESE INDUSTRIES AND MORE:**

- STEEL PRODUCTION
- POWER PLANTS
- SAND & GRAVEL
- MINING & COAL MINING
- DRILLING OPERATIONS-DRILLING MUD
- SLURRY TRANSPORT
- LIME SLURRY, FLY ASH
- MINERAL PROCESSING

# KZE-SERIES

## PUMP FEATURES

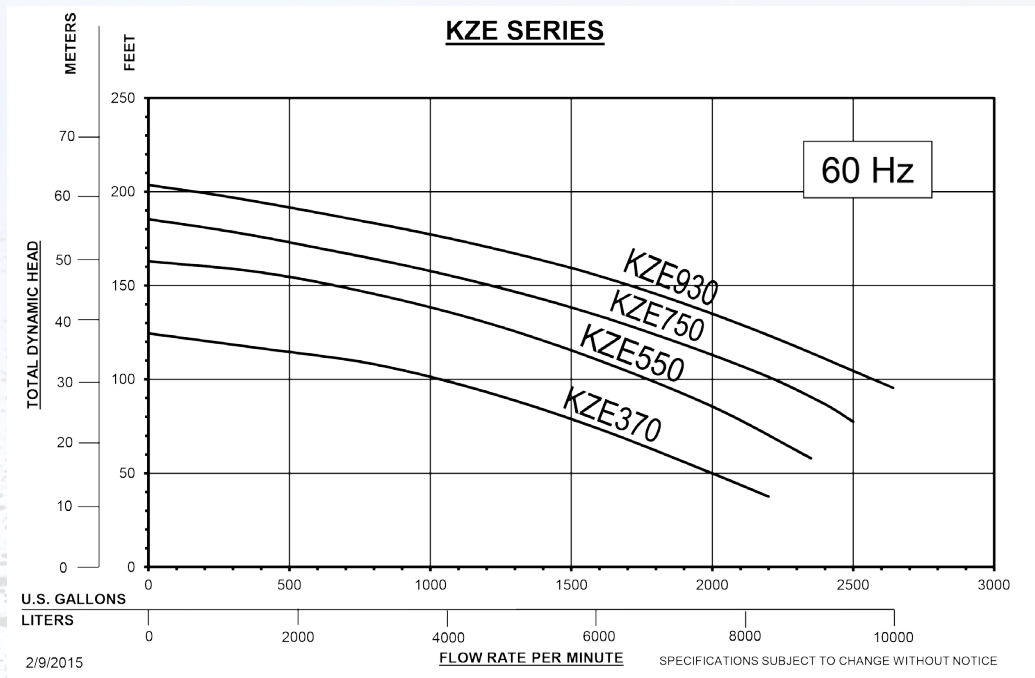
- **SEALING SYSTEM** - oil cooled and lubricated double mechanical seal design with SiC vs. SiC faces and Buna N elastomers. Seal chamber protected from pumpage by labyrinth rings and lip seal. Seal Minder® - seal leak detection system.
- **BEARING SYSTEM** - Permanently lubricated upper and lower bearings with high temperature grease to extend life. Upper radial bearing is roller bearing design. Lower radial and axial thrust bearing is double row angular contact design.
- **IMPELLER** - Semi-open hard metal slurry type impeller capable of passing 1" solids to accommodate heavy slurry loading.
- **AGITATOR** - Hard metal agitator keeps heavy solids from settling and allows them to be pumped away.
- **PUMP MATERIALS OF CONSTRUCTION** - 28% chrome iron wear parts (volute, impeller, wear plate).
  - 403SS shaft & impeller key
  - 304SS hardware & fasteners
  - Cast iron motor housing
  - High chrome iron agitator

## MOTOR FEATURES

- **POWER CABLE** - 50' length standard, GGC power cable with Zener diode for use with ground check controls.
- **SENSOR CABLE** - 50' length for Seal Minder® moisture sensing probe and motor thermal sensors.
- **CABLE ENTRY SEALING SYSTEM** - Compression fitting with Buna N grommet. Individually isolated and potted leads to prevent moisture intrusion and wicking.
- **Class H Insulation**
- **1.15 Service Factor**
- **104° F (40°C) Max. Liquid Temperature**
- **4 Pole Motor Speed**



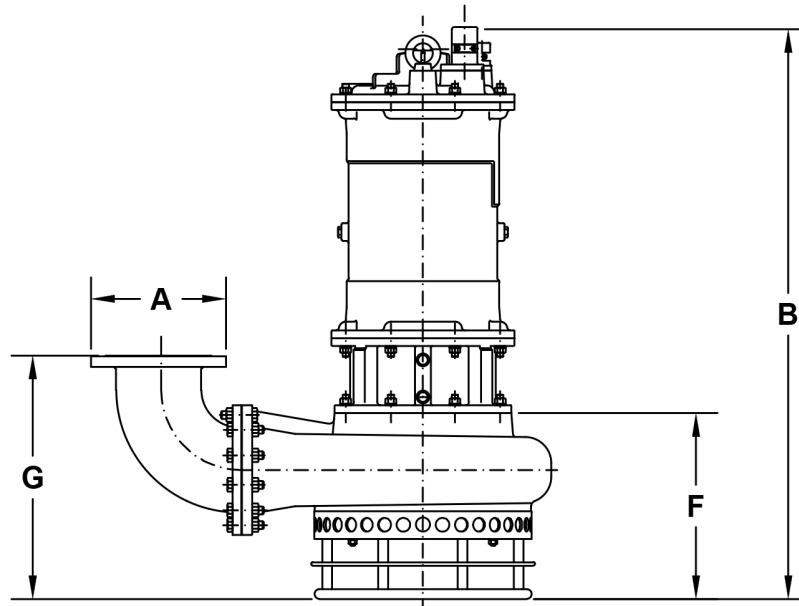
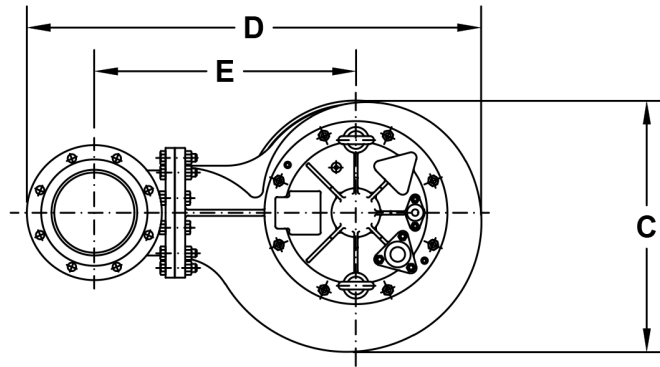
# KZE-SERIES



MODEL	DISH SIZE	H.P.	VOLT	PHASE	RPM	RATED AMPS	MAX SOLIDS	MAX HEAD	MAX GPM	HEIGHT	WIDTH	PUMP WEIGHT LBS.	EST. SHIP WEIGHT LBS.
KZE370	8" ANSI	50	460/575	3	1800	62/50	1"	124'	2200	54.4"	27"	1440	1690
KZE550	8" ANSI	75	460/575	3	1800	88/70	1"	163'	2415	57.4"	27"	1635	1935
KZE750	8" ANSI	100	460	3	1800	118	1.3"	185'	2500	57.4"	27"	1755	2055
KZE930	8" ANSI	125	460	3	1800	146	1.3"	203'	2641	57.4"	27"	1855	2155

Custom cable lengths available

# KZE - DIMENSIONS



MODEL	A	B	C	D	E	F	G
<b>KZE370</b>	8" ANSI	54.4"	27"	46"	26.2"	19"	24.4"
<b>KZE550</b>	8" ANSI	57.4"	27"	46"	26.4"	19"	24.6"
<b>KZE750</b>	8" ANSI	57.4"	27"	46"	26.4"	19"	24.6"
<b>KZE930</b>	8" ANSI	57.4"	27"	46"	26.4"	19"	24.6"

SPECIFICATION SUBJECT TO CHANGE WITH OUT NOTICE

WARNING: NOT FOR USE IN ANY FLAMMABLE LIQUIDS



123 Spencer Plain Road  
P.O. Box 1138  
Old Saybrook, CT 06475

Tel: (860)-399-5937

Fax: (860)-399-7784

Web: [www.bjmpumps.com](http://www.bjmpumps.com)

Distributor: