




WEBSTER SERIES R MAG DRIVE



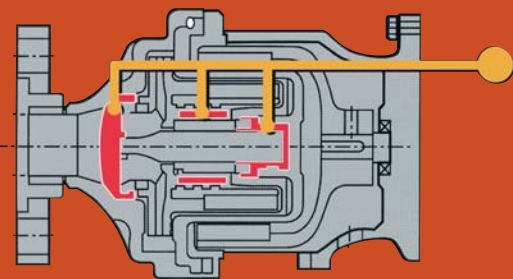
THE MAG DRIVE PUMP WITH EXTRA RELIABILITY BUILT IN.

With the latest, patented pump technology, Hayward's Webster Series R all-plastic, corrosion resistant pumps will stand up to the most aggressive, demanding industrial applications year in and year out. From the heavy duty, thick wall, glass reinforced, polypropylene pump bodies, to the rugged epoxy painted motors, to the patented design that helps guard against premature damage from dry running, there is simply no better mag drive plastic pump available anywhere. And Hayward backs every one of its Webster mag drive pumps with an extended two-year warranty. Move up to Webster and get an extra measure of reliability at no extra cost.

FEATURES

- *Exclusive Two-Year Warranty*
- *Leak-proof, Seal-less Magnetic drive*
- *Friction free operation/ reduced energy consumption*
- *Easy maintenance without special tools*
- *Anti air lock mechanism*
- *All plastic pump construction – No rust or corrosion*
- *Double supported large diameter non-cantilevered shaft*

PUMPS



Patented PPS bushing and superior design help guard against premature heat damage should the pump run dry or be operated against a closed valve.

SPECIFICATIONS

Pump:

Glass reinforced, thick wall, polypropylene construction.

Pipe Connection:

Threaded NPT or flanged ANSI 150#.

Shaft:

Ceramic with PTFE bushing.

O-rings:

FMP

Performance:

Models for flow rates from 5 to 140 GPM with TDH's of up to 141 feet. Series R pumps and motors are matched for non-overloading, continuous duty performance throughout the entire pump performance range.

Motors:

Single or three phase motors available with horsepower ratings of $\frac{1}{3}$, $\frac{1}{2}$, $\frac{3}{4}$, 1, $1\frac{1}{2}$, 2, 3, or 5 HP, 115/230 VAC or 208-230/460 VAC. Motors are heavy duty TEFC and epoxy painted.


Pump Models:

RC03 $\frac{1}{3}$ HP, RX05 $\frac{1}{2}$ HP, RX07 $\frac{3}{4}$ HP, RX10, 1 HP, RX15 $1\frac{1}{2}$ HP, RX20 2 HP, RX30 3HP, RX50 5HP.



Other pumps claim to be heavy duty but check the warranty behind the claim..is it only for 1 year..only for water service?

Compare price, features, specifications and warranty...then move up to Webster.



OPTIONS

Carbon Bushings, Ceramic Bushings

EPDM O-rings, CFR ETFE Pump Construction.

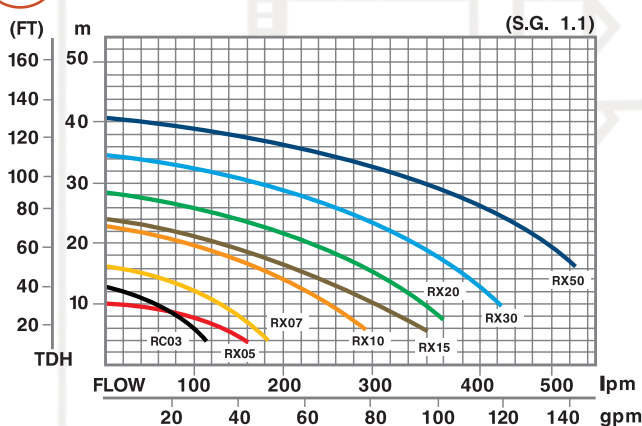
Three phase $\frac{1}{2}$ HP to 1 HP motors.

Single phase $\frac{1}{2}$ HP to 5 HP motors.

PERFORMANCE CURVES

60Hz

RC03, RX05, RX07, RX10, RX15, RX20, RX30, RX50



50Hz

RC03, RX05, RX07, RX10, RX15, RX20, RX30, RX50

