



FLO KING
FILTER SYSTEMS™


IN-TANK TECHNOLOGY



Bulletin 15

FLO KING BRINGS YOU THE TIME-HONORED ORIGINAL

BX1200



- PROVIDES A FLOW RATE OF 1200 GALLONS PER HOUR (4500 LPH) USING A TOTALLY ENCLOSED, FAN-COOLED, 1/12TH-HP (60-watt) MOTOR
- AVAILABLE IN MULTIPLE BODY LENGTHS TO CUSTOM FIT YOUR TANK
- USES ONLY A 4-INCH-SQUARE (10-cm-square) AREA OF TANK SPACE
- ACCEPTS EASY-TO-ATTACH FILTERS IN MANY SIZES
- INDUSTRY WORKHORSE
A complete, ready-to-operate portable filter system...
 - No Plumbing
 - No Clamping
 - No Alterations
- Simply remove from box, set on tank and start filtering.

HIGH-TECH MOTOR, BEARINGS, MATERIALS, AND SUPERIOR
KNOW-HOW BRING THIS INDISPENSABLE SYSTEM TO INDUSTRY...

IF YOU NEED A FILTER SYSTEM TOMORROW CALL US TODAY

Pioneers of In-Tank Filtration ★ www.floking.com

CUSTOM MASTERS, INC. • 401 LAKE BENNETT CT., LONGWOOD, FL 32750-6341 USA • 407-331-4634 FAX 407-331-0575



THE FLO KING BX1200

The BX1200 provides a maximum flow rate of 1200 gallons (4500 liters) per hour. Use it stationary on one tank or move it from tank to tank. Multiple body lengths (4", 6", 8", 10", 12", 14" and 16") enable use of the BX1200 in tanks with varying solution levels and depths.

The BX1200 comes complete, preassembled, and ready to operate and includes the items shown in the labeled photograph below. For best results in most metal finishing solutions, use the BX1200 with our PMCA Permacore "MAGNUM" reusable or FK50 Poly-Spun disposable filter cartridges in the appropriate length.

FLO KING BX1200 SPECIFICATION

PUMP: All-CPVC or polypropylene construction with Teflon-covered stainless steel shaft. Pump also available in PVDF/Kynar (call for pricing) and stainless steel (see Bulletin 23.5)

FLOW RATE: 1200 gallons per hour (4500 liters per hour) at 60 Hz. A flow-rate reduction of 18% ($\pm 3\%$) is typical when operated at 50 Hz.

PRESSURE: 12 feet (3.6 meters) of head pressure

WEIGHT: About 10 pounds (4.5 kg), depending on pump body length

MOTOR: Epoxy coated, 1/12th HP (60 watt), single phase, 3000 rpm, TEFC, thermally protected.

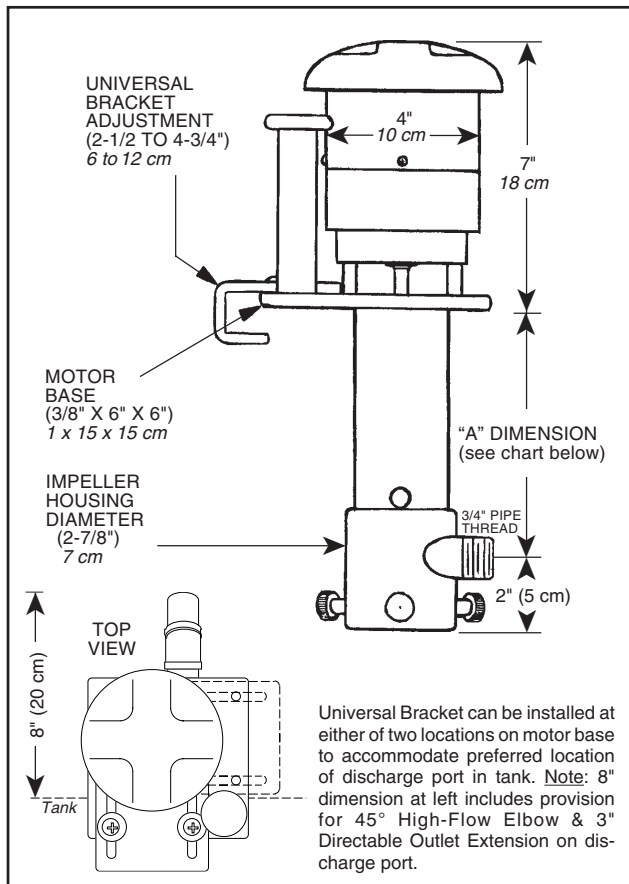

When ordering, specify one of the following three motors:

* 115 volts, 60 Hz, 2.6 A

* 115 volts, 50/60 Hz, 2.0 A

* 230 volts, 50/60 Hz, 1.3 A

RUNNING PUMP DRY DOES NOT DAMAGE MOTOR, PUMP, SEALS OR BEARINGS



MEASUREMENT FROM BOTTOM OF MOTOR BASE TO DISCHARGE PORT ("A" DIMENSION)

PUMP MODEL	BX1200-4	BX1200-6	BX1200-8	BX1200-10	BX1200-12	BX1200-14	BX1200-16
"A" DIMENSION	4-1/2" (11 cm)	6-1/2" (17 cm)	9-1/16" (23 cm)	10-3/4" (28 cm)	12-1/2" (32 cm)	14-1/2" (37 cm)	16-1/2" (42 cm)